

McIntosh®

ML1 MK II LOUDSPEAKER



THE ML1
BOOKSHELF
LOUDSPEAKER
WAS THE FIRST
SPEAKER
MCINTOSH
EVER MADE

The ML1 Loudspeaker was the first speaker McIntosh ever made. It was introduced in 1970 with a mid-century modern design style and produced amazing sound quality with high volume output capability and tremendous bass response, especially when paired with an external equalizer. Countless music enthusiasts chose the ML1 to listen to their cherished music.

The original ML1 was discontinued in 1977, though we have continued to offer high performance speakers ever since. Now with a gesture to our speaker origins, we are bringing back the ML1 as the ML1 Loudspeaker Mk II.





VINTAGE OUTSIDE

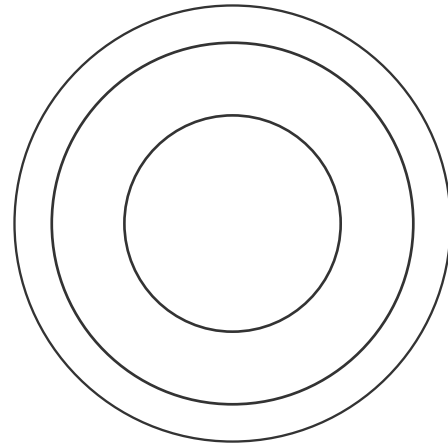
Externally, the new ML1 evokes memories of when the original ML1 was available – a time when there were less distractions, and it was easier to listen to music and become immersed in it. The classic looks of the ML1 rekindles the mood of that era so you can relax and appreciate your favorite songs.

The cabinet is built from oiled American Walnut solid woods and veneers with a satin finish. It has a matching magnetically attached, removable wood grille with acoustically transparent black knit cloth with a touch of metal trim, giving the speaker a refined look.

Gone are the vertical wood slats found on the original ML1's grille that could interfere with music playback. The new ML1's grille only has acoustically transparent cloth that does not obstruct the music.

CUTTING-EDGE
INSIDE

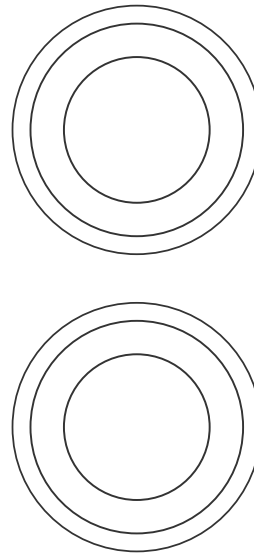
12"



Woofer

1 x 12" woofer in a sealed enclosure with a polypropylene cone and dust cap with synthetic rubber suspension.

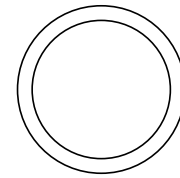
4"



Lower Midrange

2 x 4" lower midrange drivers in a sealed sub-enclosure also with polypropylene cones and dust caps with synthetic rubber suspension.

2"




Upper Midrange

1 x 2" soft dome upper midrange

Internally, the new ML1 is full modern performance-first speaker technology.

A 4-way speaker, the ML1 uses five separate speaker drivers to produce astonishing sound.

3/4"



Tweeter

1 x 3/4" Titanium dome tweeter (the same tweeter used in our XR50 and XR100 speakers).

Unlike the original ML1, the drivers on the new generation ML1 are positioned symmetrically so there is not a dedicated left and right speaker, eliminating the possibility of installing the speakers in the wrong orientation, and providing a more uniform listening area.

A specially milled transition plate houses the midranges and tweeter and allows them to be placed

close together. Their close proximity to each other reduces off axis lobing of the sound field and places all the acoustic output that typically impacts imaging together in a small space. The transition plate also provides a strong foundation for the upper frequency units to reduce vibrations that might affect the sound. Internal cabinet bracing provides an airtight and separated enclosure from the 12" woofer to further minimize vibrations.

The upper midrange in the ML1 has low resonance and high-power handling capabilities; this allows the crossover point between the lower and upper midranges to avoid the 1kHz frequency that is critical to producing clear vocals. The crossover frequency of the tweeter reduces vertical lobing of the sound field and allows the ML1 to reproduce the recorded music more faithfully.



POWERFUL BY DESIGN

The ML1 is engineered to handle up to 600 Watts from an amplifier, making it perfect for high-powered listening sessions that would strain other speakers. Its five individual speaker drivers work together to share the power load, keeping the ML1 unstressed when fed clean, high-power from powerful amplifiers such as the McIntosh MC611 and MC462. The resulting life-sized sound can fill up all but the largest rooms.

But it's also nimble enough to produce amazing sound when used with lower power amplifiers like the MC275, MC1502, MC312, and MC830. To achieve an even higher level of sonic performance, the ML1 can be bi-amped with our MC451 amplifier.



DEEP BASS
RESPONSE
TO FEEL
THE MUSIC

With its 12" woofer, the ML1 has an incredible bass response down to 27Hz, which is close to the lowest frequency the human ear can detect. A subwoofer will typically not be needed to achieve deep, punchy bass. You might see some similarly sized speakers with more woofers, but don't be deceived by a higher woofer count as there is no substitute for woofer size. In fact, the single 12" woofer in the ML1 has the same surface area as four 6" woofers – and when it

comes to the bass frequencies that a woofer produces, the larger the surface area the better to push all that air.

The 12" woofer has been designed to work in an acoustic suspension design enclosure, just like the original. However, much has been learned since the original ML1 speaker, and modern design and simulation tools were used to develop design


parameters that provide a bass response similar to the original but without the need for an external equalizer. The woofer also uses our patented Low Distortion High Performance (LD/HP®) Magnetic Circuit Design that significantly reduces distortion while increasing power handling and efficiency. The performance improvements from LD/HP are so vast that the 12" woofer in the ML1 could rival woofers twice its size.



EXPANSIVE SOUND
COVERAGE
FOR ALL
LISTENERS

Unlike many speakers that project their best sound over a narrow area in front of the speaker, the ML1 delivers exceptional sound over a wider area at all frequencies thanks to its 4-way design, carefully selected driver complement and sizes, and its expertly engineered crossover network.

This means that everyone in the room can enjoy the full stereo sound stage projected by the ML1, instead of being confined to a limited "sweet spot" for listening.



BETTER
CROSSOVER
FOR BETTER
PERFORMANCE

The ML1 uses a custom-built crossover network designed by our engineers for performance and durability.

Over-specified components ensure high power handling, while solid state, self-resetting protection devices prevent damage to any of the drivers. The crossover design separates the high and low frequency circuits, and each are available both bi-

wiring or bi-amping as desired. All the power sent to the ML1 from your amplifiers is fed through our Solid Cinch™ speaker binding posts that easily but securely attach the speaker cables to prevent them from coming loose and possibly causing a short. The binding posts are gold-plated to prevent corrosion and ensure a quality signal is sent through your speaker cables.

FINISHING TOUCHES

The ML1 is made in the USA and comes with a matching stand that features a vintage die cast aluminum name badge on the base that matches the badges found on some of our amplifiers and integrated amplifiers.

The stand has been designed to elevate and position the ML1 loudspeaker for optimum imaging and listening enjoyment. It comes with feet for use on hard floors, and spikes for use on carpet. The speaker can also be set directly on the floor if desired, or placed on a sturdy piece of furniture that's free of decorations or items that could vibrate.





System Driver Complement

1 x 12" Woofer (incorporating LD/HP)
 1 x 2" soft dome Upper Midrange
 2 x 4" lower midranges
 1 x 3/4" Titanium Dome Tweeter

Impedance

8 Ohms

Frequency Response

27Hz – 45kHz

Sensitivity

85dB (2.83V/1m equivalent)

Crossover Frequencies

180Hz
 500Hz
 4500Hz

Recommended Power Range

75 – 600 Watts

Maximum Power Handling

600 Watts

Enclosure Finish

American Walnut veneers and solids with satin finish.

Grille Finish

Solid American Walnut with satin finish, black knit cloth with metal trim.

Overall Dimensions

Width is 15" (38.1cm)
 Height is 26-1/8" (66.4cm)
 Depth is 13-3/8" (34cm)

Stand Dimensions

Width is 16" (40.6cm)
 Height is 16" (40.6cm)
 Depth is 7-7/8" (20cm)

Weight

62 pounds (28.1 kg) net
 71 pounds (32.2 kg) in shipping carton

Shipping Carton Dimensions

Width is 20" (50.8cm)
 Depth is 20" (50.8cm)
 Height is 30-1/8" (76.5cm)

For the Consumer's Protection

In order to ensure the highest level of customer satisfaction, new McIntosh products may only be purchased from an Authorized McIntosh Dealer; and, with certain limited exceptions may only be purchased over-the-counter or delivered and installed by the Authorized McIntosh Dealer. McIntosh does not warrant, in any way, products that are purchased from anyone who is not an Authorized McIntosh Dealer, or that have had their serial numbers altered or defaced.

McIntosh



About McIntosh

McIntosh Laboratory, Inc. is the premier American designer and manufacturer of high-fidelity audio equipment.

Founded in 1949, McIntosh products are handcrafted by experts passionate about creating an unmatched sonic experience. From its factory in Binghamton, New York to all corners of the world, the McIntosh blue meters have become a symbol of quality audio and continue to own the

premiere position in home audio entertainment for discerning listeners.

Powering events like President Lyndon Johnson's inauguration speech, world-renowned concert systems like Woodstock, the Grateful Dead's Wall of Sound and Despacio, McIntosh has shaped some of the most important moments in music and culture.

McIntosh gives music enthusiasts the power to create their ultimate sound experience.

mcintoshlabs.com



DISCOVER ML1